

Name: _____ Per: _____ Date: _____

To complete these notes, go to www.BishSoft.org and watch the video for section 3.1

In the last chapter we used a limit to find the slope of a tangent line. Without knowing it, *you were finding a derivative all along*. A derivative of a function is one of the two main concepts from calculus. The other is called an integral, and we will not get to that until later. The only change from the limit definition we used before, is that we are going to treat the derivative as a function derived from f .

Definition of a Derivative

The derivative of a function f with respect to the variable x is the function f' , read “ f prime”, whose value at x is

$$f'(x) = \lim_{h \rightarrow 0} \frac{f(x+h) - f(x)}{h},$$

provided the limit exists.

Any where the derivative exists, we say that the function is **differentiable**.

Thus, the derivative is a function that gives the slope of the function at any point.

Example 1. Other notation used to denote the derivative (we will use most of these).

Example 2. Use the definition of the derivative to find $f'(x)$.

A. $f(x) = 3x + 2$

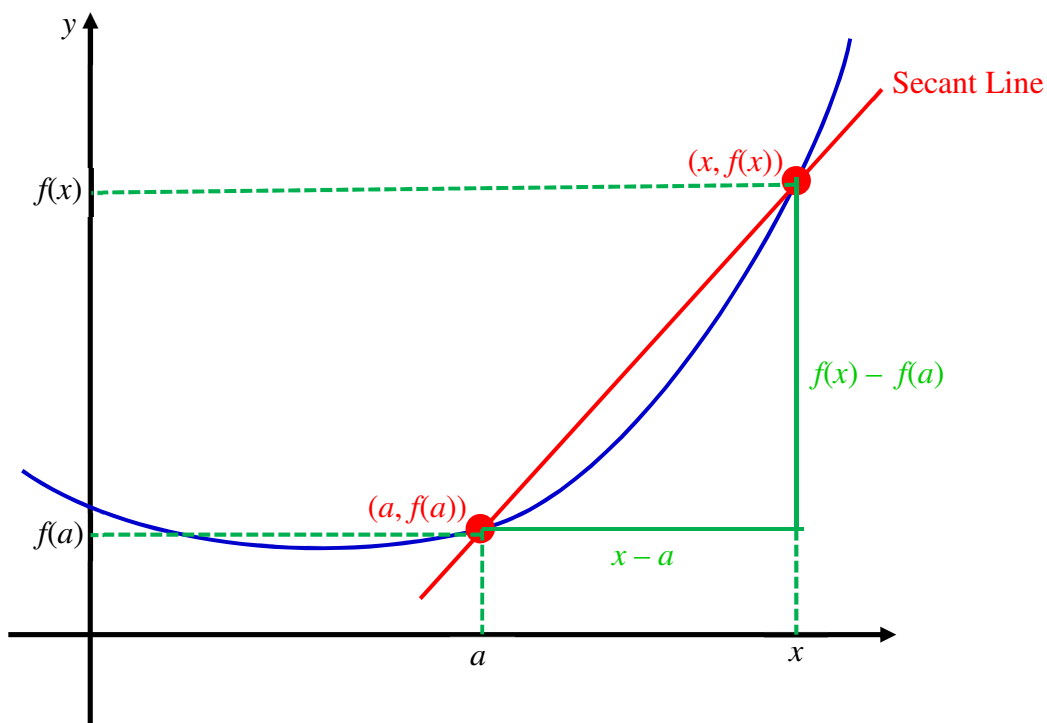
B. $f(x) = x^3 + x^2$

Alternative Definition of the Derivative

The **derivative** of the function f at the point $x = a$ is the limit

$$f'(a) = \lim_{x \rightarrow a} \frac{f(x) - f(a)}{x - a},$$

provided the limit exists.



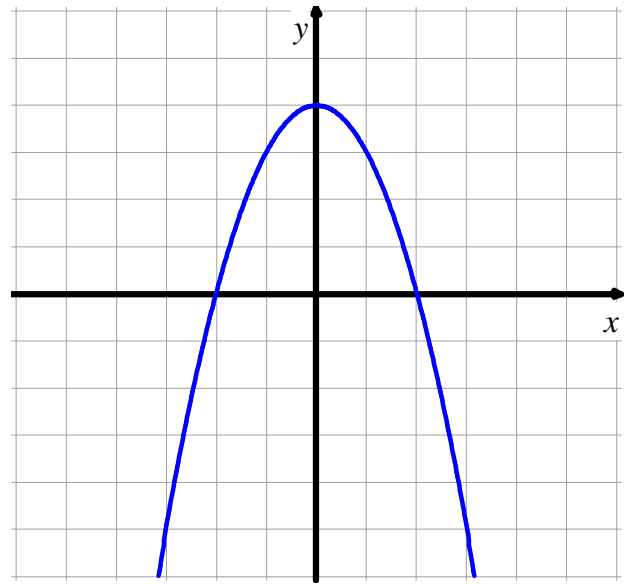
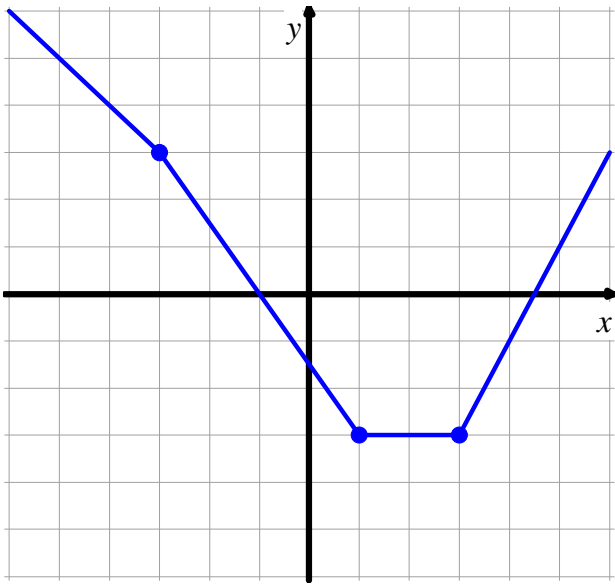
Note: What this alternative definition allows us to do is to examine the behavior of a function as x approaches a from the left or the right. The limit exists (and thus the derivative) as long as the left and right limits exist and are equal.

Example 3. Use the alternative definition to find the derivative of $f(x) = \frac{1}{\sqrt{x}}$.

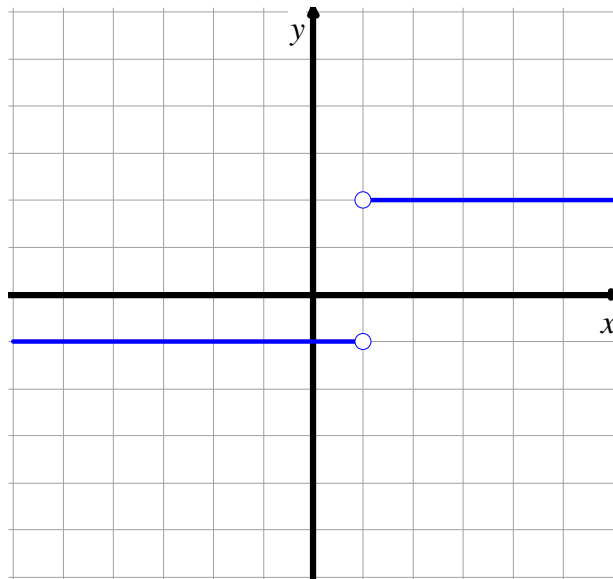
Relationships between the Graphs of f and f'

Since a derivative at any point is equivalent to the slope of the function at that point, we can **estimate** what the original function looks like when we are given the graph of the derivative and vice-versa.

Example 4. Given the graph of f , sketch the graph of the derivative on the same set of axes.

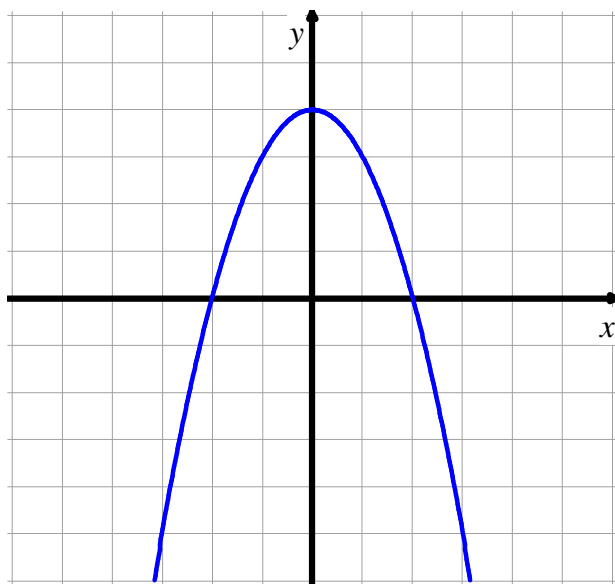


Example 5. Given the graph of f' , sketch the graph of the function f on the same set of axes if you know that $f(0) = 2$. Why is it necessary to know this last part?



Example 6. Suppose the graph below is the graph of the derivative of h .

Graph of $h'(x)$



A. What is the value of $h'(0)$? What does this tell us about $h(x)$?

B. Using the graph of $h'(x)$, how can we determine when the graph of $h(x)$ is going up? How about going down?

C. The graph of $h'(x)$ crosses the x -axis at $x = 2$ and $x = -2$. Determine the behavior of the graph of $h(x)$ at these points?